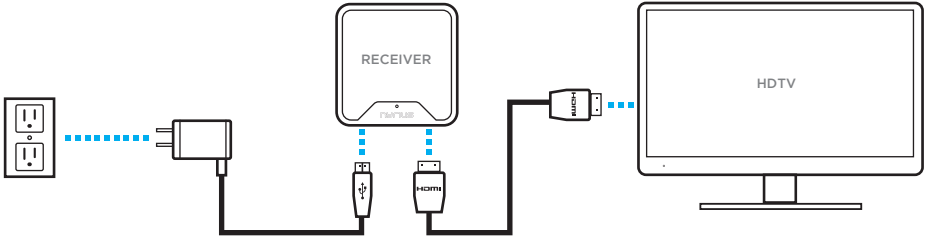


- 1 Connect power to Receiver. Connect Receiver and TV with HDMI cable.

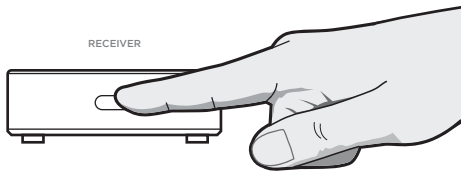


* Obstacles may decrease transmission distance. Interference may come from other wireless devices using 5GHz band.
* For maximum performance, please use the included power adapters.

PAIRING RECEIVER

The WS55RX must be paired to a WS54/WS55 Transmitter. Use the steps below to connect your additional WS55RX to the WS54/WS55 Transmitter.

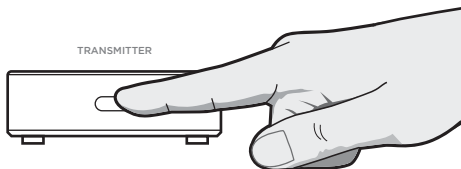
- 1 With the WS55 Receiver connected to power press the Pairing Button on the front of the receiver.



- 2 The TV connected to the Receiver will display "PAIRING MODE ACTIVATED".



- 3 Press the Pairing Button on the front of the Transmitter. The LED on the Transmitter will now begin to flash RED.

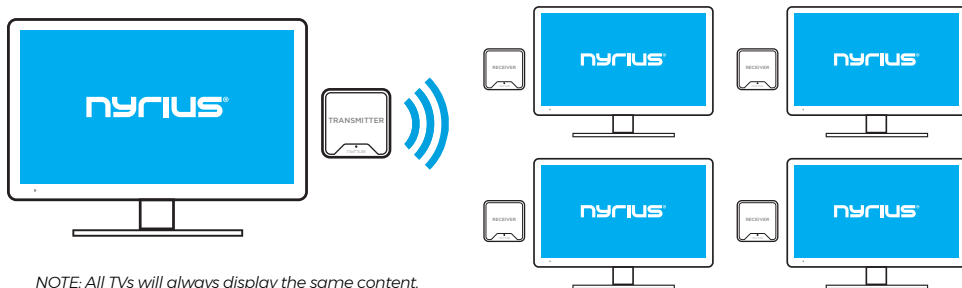


- 4 Once the Receiver has been paired, the TV will display "CONNECTED".



ADDITIONAL RECEIVERS

The WS55 also supports up to 4 receivers. Repeat the previous steps for each additional receiver. Additional receivers are available at www.nyrilus.com.



NOTE: All TVs will always display the same content.

FCC / IC INFORMATION

FCC WARNING

This device complies with part 15 of the FCC Rules. Operation is subject to the following two conditions:

- (1) This device may not cause harmful interference.
- (2) This device must accept any interference received, including interference that may cause undesired operation.

This equipment has been tested and found to comply with the limits for a Class B digital device, pursuant to Part 15 of the FCC Rules. These limits are designed to provide reasonable protection against harmful interference in a residential installation. This equipment generates, uses and can radiate radio frequency energy and, if not installed and used in accordance with the instructions, may cause harmful interference to radio communications. However, there is no guarantee that interference will not occur in a particular installation. If this equipment does cause harmful interference to radio or television reception, which can be determined by turning the equipment off and on, the user is encouraged to try to correct the interference by one or more of the following measures:

- Reorient or relocate the receiving antenna.
- Increase the separation between the equipment and the receiver.
- Connect the equipment into an outlet different from that to which the receiver is connected.
- Consult the dealer or an experienced radio/TV technician for help.

IC STATEMENT

This device complies with Industry Canada license-exempt RSS standard(s). Operation is subject to the following two conditions:

- (1) this device may not cause interference, and
- (2) this device must accept any interference, including interference that may cause undesired operation of the device.

NYRIUS® WARRANTY

Thank you for choosing NYRIUS® Consumer Electronics Products!

NYRIUS gives the following express warranty to the original consumer purchaser or gift recipient for this NYRIUS product, when shipped in its original container and sold or distributed by NYRIUS or by an Authorized NYRIUS Dealer: NYRIUS warrants that this product is free, under normal use and maintenance, from any defects in material and workmanship. If any such defects should be found in this product within the applicable warranty period, NYRIUS shall, at its option, repair or replace the product as specified herein. Replacement parts furnished in connection with this warranty shall be warranted for a period equal to the unexpired portion of the original equipment warranty. This warranty shall not apply to:

- Any defects caused or repairs required as a result of abusive operation, negligence, accident, improper installation or inappropriate use as outlined in the owner's manual.
- Any NYRIUS product tampered with, modified, adjusted or repaired by any party other than NYRIUS or NYRIUS's Authorized Service Centres.
- Damage caused or repairs required as a result of the use with items not specified or approved by NYRIUS including but not limited to head cleaning tapes and chemical cleaning agents.
- Any replacement of accessories, glassware, consumable or peripheral items required through normal use of the product including but not limited to earphones, remote controls, AC adapters, batteries, stylus, trays, filters, cables, paper, cabinet, cabinet parts, knobs, buttons, baskets, stands and shelves.
- Any cosmetic damage to the surface or exterior that has been defaced or caused by normal wear and tear.
- Any damage caused by external or environmental conditions, including but not limited to transmission line/power line voltage or liquid spillage.
- Any product received without appropriate model, serial number and CSA /cUL /cULus /cETL /cETLus markings.
- Any products used for rental or commercial purposes.
- Any installation, setup and/or programming charges.

Should this NYRIUS product fail to operate during the warranty period, warranty service may be obtained upon delivery of the NYRIUS product together with proof of purchase and a copy of this LIMITED WARRANTY statement to an Authorized NYRIUS Service Centre. In-home warranty service may be provided at NYRIUS discretion on any NYRIUS television with the screen size of 40" or larger. This warranty constitutes the entire express warranty granted by NYRIUS and no other dealer, service centre or their agent or employee is authorized to extend, enlarge or transfer this warranty on behalf of NYRIUS. To the extent the law permits, NYRIUS disclaims any and all liability for direct or indirect damages or losses or for any incidental, special or consequential damages or loss of profits resulting from a defect in material or workmanship relating to the product, including damages for the loss of time or use of this NYRIUS product or the loss of information. The purchaser will be responsible for any removal, reinstallation, transportation and insurance costs incurred. Correction of defects, in the manner and period of time described herein, constitute complete fulfillment of all obligations and responsibilities of NYRIUS Electronics to the purchaser with respect to the product and shall constitute full satisfaction of all claims, whether based on contract, negligence, strict liability or otherwise.

1 YEAR PARTS & LABOUR WARRANTY PERIODS

To obtain the name and address of the nearest Authorized NYRIUS Service Centre or for more information on this warranty, visit:

www.nyrius.com/support



Thank you for your purchase of your Nyrius product.
We hope you enjoy your experience.

Help others make the right choice, leave a product review and
receive a free one year extended warranty.

Visit www.nyrius.com/feedback for more information.

Questions? Give us a chance to help, we're just a click away.



www.youtube.com/nyriusconnectivity



www.nyrius.com/resources



www.nyrius.com/support



www.nyrius.com/contact

Don't forget to register your product with us!
Receive faster, easier warranty assistance | Receive product safety or recall alerts

www.nyrius.com/register-your-product/